



# Year 1 Welcome Booklet





# Contents Page

**Meet the Staff**

**Preparing your child for Year 1**

**Making the first day easier**

**The first day**

**Year 1 curriculum**

**Monitoring progress**

**Communication**

**Managing attendance**

**Contact details**







**Principal**  
**Mr J Armstrong**

**Vice-Principal**  
**Mr C Fulton**



## **Teaching Assistants**

**Mrs S Moore**  
**Mrs A Allen**



**Mrs L Rainey**

**Meet  
our  
staff**

**Mrs N Gillespie**





# Preparing your child for Year 1

**Your child may already be familiar with the school day routine if they have attended a nursery or playgroup. We can assist the transition period to Year 1 with the following suggestions.**

- 1. Be excited and enthusiastic about your child starting their new school. Sometimes parents can be more anxious so try not to show your own worries.**
- 2. Talk about school in a positive manner, reassure your child they will have lots of opportunities to try new things and meet new friends. We offer an enjoyable learning environment.**
- 3. Ensure your child is aware of routines and will listen to instructions that are being provided.**
- 4. Being able to sit focused on a task such as playing with blocks to create a castle until completion.**
- 5. Develop independence skills such as asking to go to the toilet, knowing hand washing routines, take off and put on own coat, shoes and jumper.**





# Making the first day easier

- Have uniforms ready the night before.
- Get to bed early for a good night's sleep.
- Have a healthy breakfast.
- Leave some time for your first day photographs.
- Explain to your child who will collect them from school.
- Say a cheerful goodbye and let the new adventure begin.

**Be prepared for your child to be tired during the settling in period.**

**Try to reduce after school activities for the first few weeks.**

**Bed time may need to be brought forward in cases.**

**If there is an occasion that your child is unsettled be assured the Year 1 staff will help to overcome these issues.**





**The first day of school will only last for 90 minutes.**

**Pupils will be organised into two groups so that only half of the class will be present during the 90 minute session.**

**Children will feel less overwhelmed and teachers and assistants can devote more time to each child.**

**This arrangement will last for the first week.**

**Year 1 children have their own entrance, doors open at 8:45am.**

**A Year 1 teacher will welcome the children every morning.**

**School starts 9:00am sharp. If you are later than 9:00am use the main school entrance.**

**In our experience the easiest way for children to settle into class is for the parents to quickly say good-bye and leave promptly.**

**Parents can return home with their mobile turned on. The majority of children will settle very quickly, start to play and enjoy their first day of Year 1.**



# **The first day**



# Year 1 Curriculum

**Year 1 is a busy year introducing all school subjects.**

**We enjoy making learning as fun and engaging as possible through play, outdoor learning and child friendly topics.**

**As parents you have a vital role in your child's learning and development.**

**This is the foundation of their school journey so working together we can make it as secure as possible.**

**Below are some ideas and activities to help your child prepare for Year 1.**

## **Play related learning**

**While playing encourage your child to talk aloud about what is happening, use language associated with that toy e.g. shopkeeper, till, money etc.**

**Use different voices to act out a well known story or nursery rhyme.**

**Assist your child in being creative and use their artwork in a story e.g. wooden spoon people, finger puppets, chalk drawings on an outdoor wall.**

**Always ask your child about their creations.**

**Children will spend time learning outdoors. We have bikes, scooters and trikes to promote gross motor skills. At home encourage your children to engage in physical activity.**







## ICT

Children are so advanced these days using technology! It is important that they have regulated screen time and use some educational apps too.

Children need to develop the use of a mouse and typing their name.

## World Around Us and PDMU


Talk about things in our world and in our community. Read stories about keeping safe, The Green Cross Code and the difference between right and wrong.

Go on a mini-beast hunt or discuss all the types of transport you see on your walk. Children should have good manners and be able to use a knife and fork correctly. It might be a good opportunity to try some new foods.

Children should also be able to tidy away after playing with their toys and share with others.







**Number songs and rhymes are a great way to start learning to count.**

**Children should be starting to recognise numerals.**

**Go on a number hunt at home or on a walk.**

**Discuss shapes and sizes of objects.**

**Place a Lego figure in different positions near a jar, ask the child to describe the location.**

**E.g. on top, behind, under, beside etc.**

## **Fine Motor Skills**

**Provide opportunities for children to use child friendly scissors.**

**Cutting along lines, build hand muscles by pulling and shaping play dough or slime.**

**Use threading or lacing games, using tweezers to lift pom poms.**

# **Numeracy**



A young girl with dark hair is looking down at a book she is holding. The book has a green cover with a yellow butterfly illustration. In the background, other children are visible, some also holding books, in a classroom setting.

## Literacy

**Ensure your child can recognise their name as they will need this for self-registration and name labels.**

**Attempt to hold a pencil, chalk or paint brush to start making some markings or letters and perhaps attempt to write their name.**

A close-up shot of a child's hands holding an open book. The left page shows a colorful illustration of a house with a chimney and a tree. The right page has text. The child is wearing a green long-sleeved shirt and white socks with black shoes.

**Read, read, read!**

**You can never read too much!  
Have story time in the garden, building a fort and a regular bedtime story establishes a good bedtime routine.**

**Let your child retell the story or create their own.  
Feed their imagination.**



## Monitoring Progress

**Teachers and Classroom Assistants constantly observe, record, assess and evaluate the children as they learn.**

**Seesaw is updated regularly to keep you informed of your child's learning and progress.**

**Parent Teacher Consultations are held twice a year and an annual report is sent home in June.**



## Home Learning in Year 1

**We encourage parents to support their child's learning in completing simple home learning tasks.**

**Home learning will include**

- Literacy and numeracy written activity.**
- Sound/phonic activities and key words.**
- Reading (Parent led until child is ready to read independently)**






# Communication

We produce a monthly newsletter for parents giving updates and providing details about upcoming events. The school website and Facebook page are regularly updated with important information and classwork.

[www.eustonstreetps.co.uk](http://www.eustonstreetps.co.uk)




Each pupil has their own Seesaw QR code, parents and teachers can communicate using Seesaw.



Euston Street Primary School and Nursery Unit

@eustonstreetprimaryschool



[Home](#) [Our School](#) [Staff](#) [Parents](#) [Classes](#) [School Life](#) [News](#) [Calendar](#) [Nursery](#) [Keeping Pupils Safe](#)



[Click here for latest](#)

[Welcome to ESPS](#)

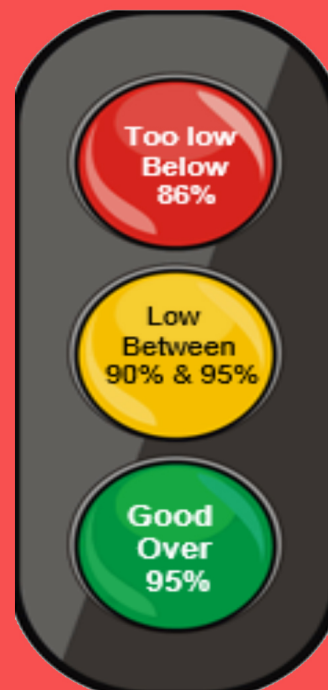
[Latest News](#)



# Managing Attendance

Good attendance (95%+) at school is very important to pupil life chances and choices. All staff in ESPS are here to support you in ensuring that your child has good attendance.

Children are required to attend school for 190 days each year. At Euston Street Primary School, we are continually striving to provide your child with the best possible learning opportunities. We want them to achieve a high level of academic and personal success.



If you wish to speak to us at school about what we can do to help you with your child's attendance, please ring 02890457089. Thank you for your support. Please return the reply slip sent home with your child to the class teacher.



In the unfortunate chance that your child is unwell, you must keep him/her at home.

Germs spread rapidly in any school environment.

**Please DO NOT bring your child if they have:**

- high temperature
- diarrhoea
- ear infection
- flu
- vomiting
- unidentified rash
- conjunctivitis
- a bad cough or cold

**If we feel a child should become unwell at school due to illness we will be obliged to send them home.**

**Please contact the school if your child has an infectious illness such as chicken pox that can impact the health of children or adults with compromised immunity.**







**We are located just off the Castlereagh Road in the heart of East Belfast. Unmoved for almost 100 years, serving the community every single day.**

### **Contact Details**

**Phone: 02890 457089**

**Email: [info@eustonstreetps.co.uk](mailto:info@eustonstreetps.co.uk)**

**[www.eustonstreetps.co.uk](http://www.eustonstreetps.co.uk)**

**May you wish to contact us about any issue regarding your child please try to ring between 3:00pm and 3:30pm. This will give us more time to speak to you.**



**Euston Street**



**Primary School  
and Nursery Unit**

